

Features

- Receives network fiber channel optical signals at rates up to 3.1875 Gbps
- Four-module-wide back plate for DR3002, DR3102 and DR3402 Dual Digital Receivers
- Performs optical-to-electrical conversion
- Simplifies installation and reduces rack space requirements
- Hot plug-in/out

Optical Receiver Back Plate for Dual Digital Receivers



BP-3108C shown with two optional plug-in TR4000-PI transceivers

Aurora Networks' BP-3108C-AS Optical Receiver Back Plate converts optical signals (received at rates up to 3.1875 Gbps from the network fiber channels) to electrical signals and passes them through high-speed connectors to Dual-channel Digital Receivers. Additionally, electrical signals from the digital receivers (using the same high-speed connector) may be converted to optical light using optional TR4000-PI plug-in transceiver modules for transport (at optical transport rates up to 2.125 Gbps) to a model NI3000 Network Interface Module. Each BP-3108C is capable of supporting up to four (4) dual-channel digital receivers.

Decoding of the received digital data stream occurs within the digital receivers. Data identified as either status monitoring or Ethernet traffic is routed as electrical signals from the digital receiver back to the BP-3108C where they are converted to an optical output signal using optional plug-in TR4000-PI transceiver modules for transport to a model NI3000 Network Interface Module. Two facilities for the optional plug-in TR4000-PI transceivers are located on the BP-3108C for these Ethernet and element monitoring/management signals. A 2-position slide switch on the rear panel can be used either to combine and route the data output of all four digital receivers entirely to digital port "Alpha" or, for segmentation, to switch half of the receivers' output to each of the digital port "Alpha" and "Beta" facilities.

All other data is converted within the receivers from digital to analog RF signals and routed to RF output ports at the rear of the receivers which, in turn, are mated to the BP-3108C back plate. Eight F-type 75Ω connectors on the bulkhead are provided for outputting these legacy RF return signals.

BP-3108C

Product Specifications

Physical:

- Dimensions: 7.5" D x 5.0" H x 4.25" W (3RU) (19 cm x 13 cm x 11 cm) (no chassis slot required)
- Weight: 1.4 lbs (0.7 kg)

Environmental:

- Operating temperature range: -20° to +65°C (-4° to 149°F)
- Storage temperature range: -40° to +85°C (-40° to 185°F)
- Humidity: 5% to 95% non-condensing

RF and Optical Interfaces:

- RF output connectors (8): F-type
- Optical connectors (8): SC/APC
- Sockets for installation of one or two optional model TR4000-PI plug-in transceivers

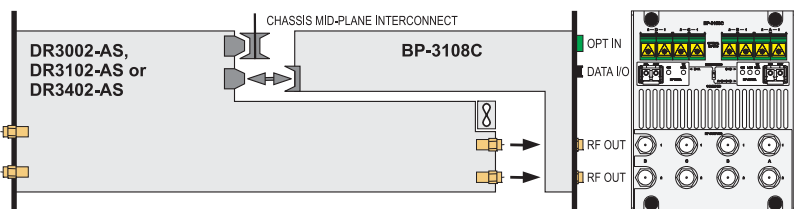
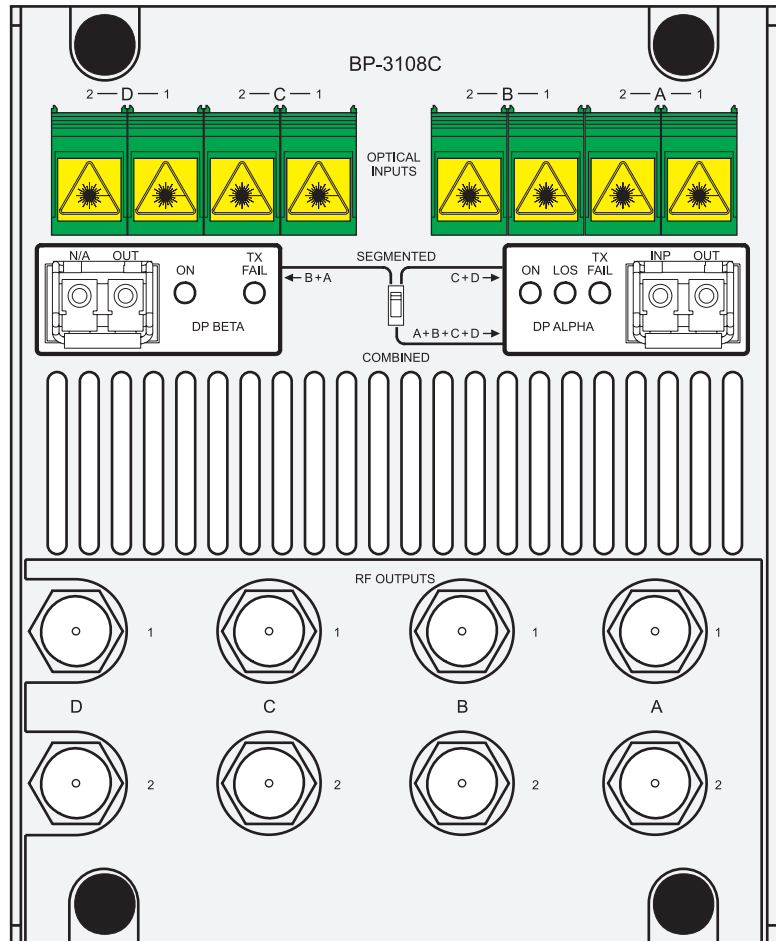
Line Speed:

- Receive on Network Fiber Channels (SC/APC ports), Max: 3.2 Gbps
- Tx/Rx Ethernet / Monitoring Data (Optional SFPs), Max: 2.125 Gbps

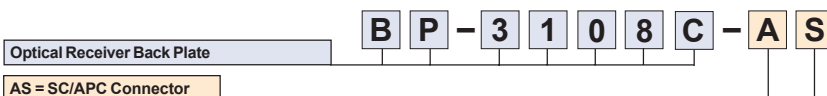
Status Indicator LEDs (associated with optional plug-in transceiver ports Alpha and Beta):

- ON (green) Module power status

	COMBINED	SEGMENTED
DP ALPHA	Always lit	Lit
DP BETA	OFF	Lit
- TX (red) Indicates transceiver present but transmitter laser failure
- LOS (red) Indicates transceiver present but input signal is out-of-range at the transceiver input port or failed receiver



Ordering Information



Optional Transceiver Plug-in Module

TR4000-PI



Corporate Headquarters

5400 Betsy Ross Drive
 Santa Clara, CA 95054
 Tel 408.235.7000
 Fax 408.845.9045